

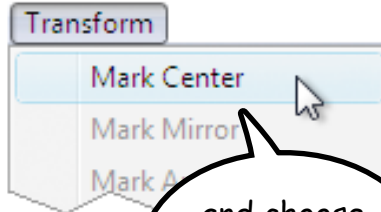
# Rotating and Dilating

Use the Transform menu to rotate and dilate.

©2009 Key Curriculum Press

## Rotate

Select a point...

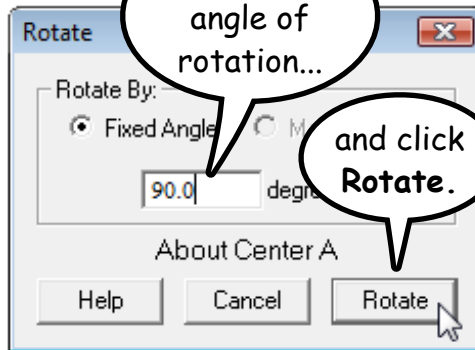


and choose  
Transform |  
Mark Center.

Select a picture  
or other object  
to rotate...



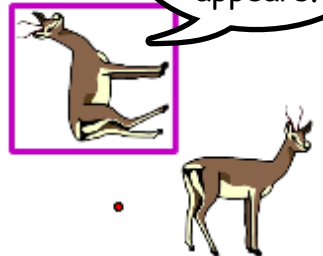
and choose  
Transform |  
Rotate.



Enter the  
angle of  
rotation...

and click  
Rotate.

The rotated  
image  
appears.



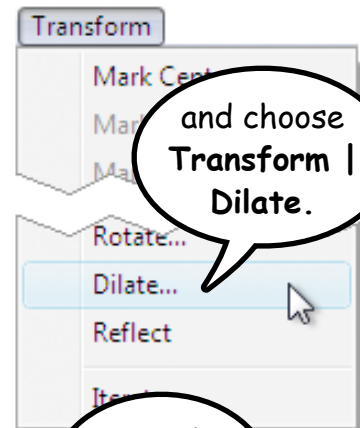
## Dilate

Select a  
point...

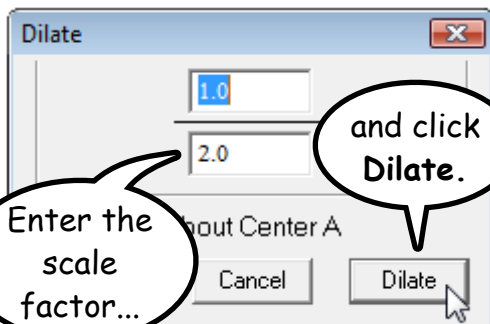
Select an  
object or  
picture to  
dilate...

and choose  
Transform |  
Mark Center.

and choose  
Transform |  
Dilate.



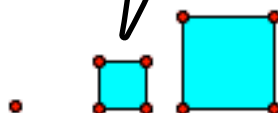
Drag the  
object and...



Enter the  
scale  
factor...

and click  
Dilate.

The dilated  
image shows up.



the dilated  
image moves.

